

HOSE & PIPE CLAMPS

SPN / SPNW

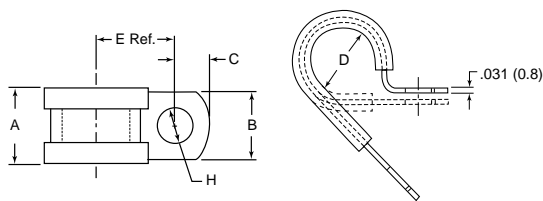
Steel Clamp with Rubber Cushion

Specifications:

- Material: Cold Rolled Steel, Zinc Electroplated, Elastomer Cushion
- Color: Steel with Black Cushion

Features:

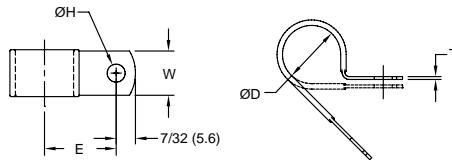
- Provides electrical insulation and vibration absorption
- Ideal for long-life applications



Item No.	D Holding Ø		B		A		H Hole Ø		E Ref.		C		Pack Qty.	Bulk Pack Qty.
	In	mm	In	mm	In	mm	In	mm	In	mm	In	mm		
SPN-3	0.188	4.8	0.500	12.7	0.650	16.5	0.266	6.7	0.500	12.7	0.260	6.6	1	500
SPN-4	0.250	6.4	0.500	12.7	0.650	16.5	0.266	6.7	0.530	13.5	0.260	6.6	1	500
SPNW-4	0.250	6.4	0.625	15.9	0.750	19.1	0.406	10.3	0.530	13.5	0.313	7.9	1	100
SPN-5	0.313	7.9	0.500	12.7	0.650	16.5	0.266	6.7	0.560	14.2	0.260	6.6	1	500
SPN-5	0.313	7.9	0.625	15.9	0.750	19.1	0.406	10.3	0.560	14.2	0.313	7.9	1	100
SPN-6	0.375	9.5	0.500	12.7	0.650	16.5	0.266	6.7	0.590	15.0	0.260	6.6	1	500
SPNW-6	0.375	9.5	0.625	15.9	0.750	19.1	0.406	10.3	0.590	15.0	0.313	7.9	1	100
SPN-7	0.438	11.1	0.500	12.7	0.650	16.5	0.266	6.7	0.620	15.7	0.260	6.6	1	500
SPNW-7	0.438	11.1	0.625	15.9	0.750	19.1	0.406	10.3	0.620	15.7	0.313	7.9	1	100
SPN-8	0.500	12.7	0.500	12.7	0.650	16.5	0.266	6.7	0.650	16.5	0.260	6.6	1	500
SPNW-8	0.500	12.7	0.625	15.9	0.750	19.1	0.406	10.3	0.650	16.5	0.313	7.9	1	100
SPN-9	0.563	14.3	0.500	12.7	0.650	16.5	0.266	6.7	0.750	19.1	0.260	6.6	1	500
SPN-10	0.625	15.9	0.500	12.7	0.650	16.5	0.266	6.7	0.780	19.8	0.260	6.6	1	500
SPNW-10	0.625	15.9	0.625	15.9	0.750	19.1	0.406	10.3	0.780	19.8	0.313	7.9	1	100
SPN-11	0.688	17.5	0.500	12.7	0.650	16.5	0.266	6.7	0.810	20.6	0.260	6.6	1	500
SPNW-11	0.688	17.5	0.625	15.9	0.750	19.1	0.406	10.3	0.810	20.6	0.313	7.9	1	100
SPN-12	0.750	19.1	0.500	12.7	0.650	16.5	0.266	6.7	0.840	21.3	0.260	6.6	1	500
SPN-14	0.875	22.2	0.500	12.7	0.650	16.5	0.266	6.7	0.900	22.9	0.260	6.6	1	100
SPNW-14	0.875	22.2	0.625	15.9	0.750	19.1	0.406	10.3	0.900	22.9	0.313	7.9	1	100
SPN-16	1.000	25.4	0.500	12.7	0.650	16.5	0.266	6.7	0.960	24.4	0.260	6.6	1	100
SPNW-16	1.000	25.4	0.625	15.9	0.750	19.1	0.406	10.3	0.960	24.4	0.313	7.9	1	100
SPN-18	1.125	28.6	0.500	12.7	0.650	16.5	0.266	6.7	1.050	26.7	0.260	6.6	1	100
SPN-20	1.250	31.8	0.500	12.7	0.650	16.5	0.266	6.7	1.110	28.2	0.260	6.6	1	100
SPNW-20	1.250	31.8	0.625	15.9	0.750	19.1	0.406	10.3	1.110	28.2	0.313	7.9	1	100

NE

Aluminum Clamp with Vinyl Coating



Specifications:

- Material: Aluminum Alloy 5052 H-32, TPV Coating
- Color: Aluminum with Black Coating

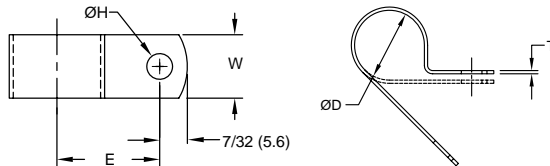
Features:

- Vinyl coating allows a more permanent solution for protecting cables against vibration
- Screw mount area is bare to ensure firm tightening

Item No.	Holding Ø D		Ø H Hole		E Ref.		T		W		Pack Qty.	Bulk Pack Qty.
	In	mm	In	mm	In	mm	In	mm	In	mm		
NE3	3/16	4.8	.204	5.2	.50	12.7	1/32	0.8	3/8	9.5	1	1000
NE4	1/4	6.4	.204	5.2	.53	13.5	1/32	0.8	3/8	9.5	1	1000
NE5	5/16	7.9	.204	5.2	.56	14.2	1/32	0.8	3/8	9.5	1	1000
NE6	3/8	9.5	.204	5.2	.59	15.0	1/32	0.8	3/8	9.5	1	1000
NE7	7/16	11.1	.204	5.2	.62	15.7	1/32	0.8	3/8	9.5	1	1000
NE8	1/2	12.7	.204	5.2	.65	16.5	1/32	0.8	3/8	9.5	1	1000
NE9	9/16	14.3	.204	5.2	.75	19.1	1/32	0.8	3/8	9.5	1	1000
NE10	5/8	15.9	.204	5.2	.78	19.8	1/32	0.8	3/8	9.5	1	1000
NE11	11/16	17.5	.204	5.2	.81	20.6	1/16	1.6	1/2	12.7	1	500
NE12	3/4	19.1	.204	5.2	.84	21.3	1/16	1.6	1/2	12.7	1	500
NE14	7/8	22.2	.204	5.2	.90	22.9	1/16	1.6	1/2	12.7	1	500
NE16	1	25.4	.204	5.2	.96	24.4	1/16	1.6	1/2	12.7	1	500
NE18	1-1/8	28.6	.204	5.2	1.05	26.7	1/16	1.6	1/2	12.7	1	500
NE20	1-1/4	31.8	.204	5.2	1.11	28.2	1/16	1.6	1/2	12.7	1	500

AL

Aluminum Clamp



Specifications:

- Material: Aluminum Alloy 5052 H-32
- Color: Aluminum

Item No.	Holding Ø D		Ø H Hole		E Ref.		T		W		Pack Qty.	Bulk Pack Qty.
	In	mm	In	mm	In	mm	In	mm	In	mm		
AL2A	1/8	3.2	.204	5.2	.46	11.7	1/32	0.8	3/8	9.5	1	1000
AL3A	3/16	4.8	.204	5.2	.50	12.7	1/32	0.8	3/8	9.5	1	1000
AL4A	1/4	6.4	.204	5.2	.53	13.5	1/32	0.8	3/8	9.5	1	1000
AL5A	5/16	7.9	.204	5.2	.56	14.2	1/32	0.8	3/8	9.5	1	1000
AL6A	3/8	9.5	.204	5.2	.59	15.0	1/32	0.8	3/8	9.5	1	1000
AL7A	7/16	11.1	.204	5.2	.62	15.7	1/32	0.8	3/8	9.5	1	1000
AL8A	1/2	12.7	.204	5.2	.65	16.5	1/32	0.8	3/8	9.5	1	1000
AL9A	9/16	14.3	.204	5.2	.75	19.1	1/32	0.8	3/8	9.5	1	1000
AL10A	5/8	15.9	.204	5.2	.78	19.8	1/32	0.8	3/8	9.5	1	1000
AL11	11/16	17.5	.204	5.2	.81	20.6	1/32	0.8	1/2	12.7	1	500
AL12	3/4	19.1	.204	5.2	.84	21.3	1/32	0.8	1/2	12.7	1	500
AL14	7/8	22.2	.204	5.2	.90	22.9	1/32	0.8	1/2	12.7	1	500
AL16	1	25.4	.204	5.2	.96	24.4	1/16	1.6	1/2	12.7	1	500
AL18	1-1/8	28.6	.204	5.2	1.05	26.7	1/16	1.6	1/2	12.7	1	500
AL20	1-1/4	31.8	.204	5.2	1.11	28.2	1/16	1.6	1/2	12.7	1	500